

LOAD CELL SUPPLIES

Model OSBK Series Shear Beam Load Cell (200kg ~10ton)

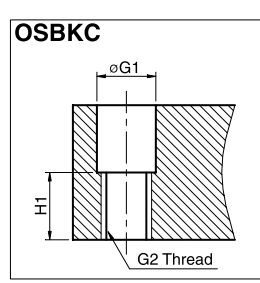
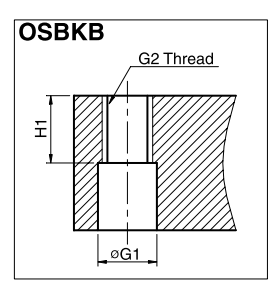
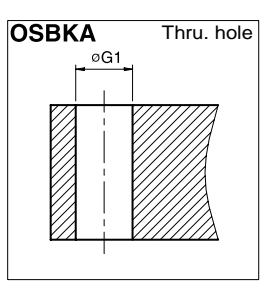
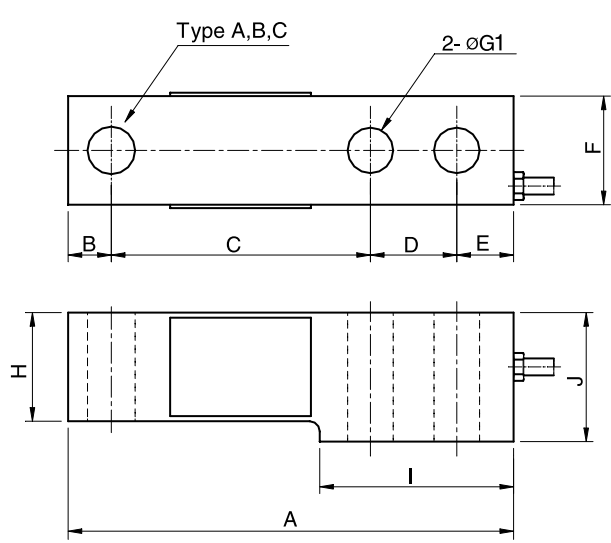
The OSBK series single ended shear beam load cell is designed for high accuracy platform scales and a variety of process weighing applications.



- Alloy tool steel construction for high accuracy.
- Electroless nickel plated for corrosion resistance.
- Fully sealed to IP67.

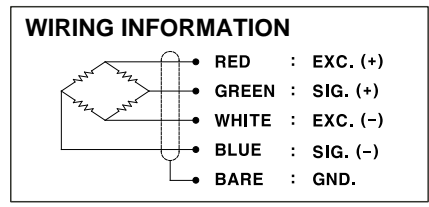
SPECIFICATIONS

MODEL	OSBKA, OSBKB, OSBKC
Rated capacity (R.C.)	200, 500kg, 1, 2, 3, 5, 10 t 0.5, 1, 2, 4, 5, 10, 20 klbs
Rated output(R.O.)	3mV/V ± 0.25%
Non-linearity	≤0.03% R.O.
Hysteresis	≤0.02% R.O.
Non-repeatability	≤0.02% R.O.
Creep error	≤0.03% in 20min.
Zero balance	≤1% R.O.
Compensated temperature range	-10 ~ 70°C
Operating temperature range	-20 ~ 80°C
Temp. effect on rated output	≤0.03% LOAD/10°C
Temp. effect on zero balance	≤0.03% R.O./10°C
Terminal input resistance	400 Ohms ± 20 Ohms
Terminal output resistance	350 Ohms ± 5 Ohms
Insulation resistance (Min.)	2000 MOhms at 50V DC
Excitation voltage	10V(Recommended), 15V(Max.)
Electrical connection (22AWG x 4Core Shielded)	200kg ~ 2t Ø5mmx3m(Standard), 6m(Option) 3t ~ 10t Ø5mmx6m
Protection class	meets IP 67
Safe overload	150% R.C
Ultimate overload	300% R.C



ORDERING INFORMATION

OSBKA - 5T	
MODEL	CAPACITY
OSBKA	200, 500kg, 1, 2, 3, 5, 10 t
OSBKB	0.5, 1, 2, 4, 5, 10, 20 klbs
OSBKC	



Dimension-mm(inch)

Capacity	A	B	C	D	E	F	G1	G2	H	H1	I	J	Weight
200kg ~ 2t (1.961~19.61kN)	131	12.7	76.2	25.4	16.7	31.8	13.5	M12x1.75P	32	16	57	38	0.8
3, 5t (29.42, 49.03kN)	171.5	19	95.3	38.1	19.1	38.1	20.5	M20x2.5P	38	19	76.2	44.5	1.8
10t (98.07kN)	222.3	25.4	120.7	50.8	25.4	50.8	26.2	M24x2P	50.8	25	108	57.2	4.1
0.5k~4k lbs (2.224~17.79kN)	(5.15)	(0.50)	(3.00)	(1.00)	(0.65)	(1.25)	(0.53)	1/2" -20 UNF	(1.25)	(0.62)	(2.24)	(1.5)	(1.7)
5k, 10k lbs (22.24~44.48kN)	(6.75)	(0.75)	(3.75)	(1.50)	(0.75)	(1.50)	(0.78)	3/4" -16 UNF	(1.50)	(0.74)	(3.0)	(1.75)	(4.0)
20k lbs (88.97kN)	(8.75)	(1.00)	(4.75)	(2.00)	(1.00)	(2.00)	(1.02)	1" -14 UNF	(2.00)	(0.98)	(4.25)	(2.25)	(9.0)

* Specifications are subject to change without notice